

Description

EQUAM Global Value invests in a diversified portfolio of companies with clear business models and solid capital structure when they trade at a significant discount to their intrinsic value. We are patient, long term investors.

EQUAM Global Value is subject to strict risk management and diversification parameters to minimise the risk of permanent loss of capital. Our investment portfolio is the result of a thorough analysis, investing only in situations with quantifiable and limited downside and with asymmetric risk return profile, where upside potential exceeds significantly downside and stress test scenarios. In the absence of compelling investment opportunities, we are able to hold cash patiently.

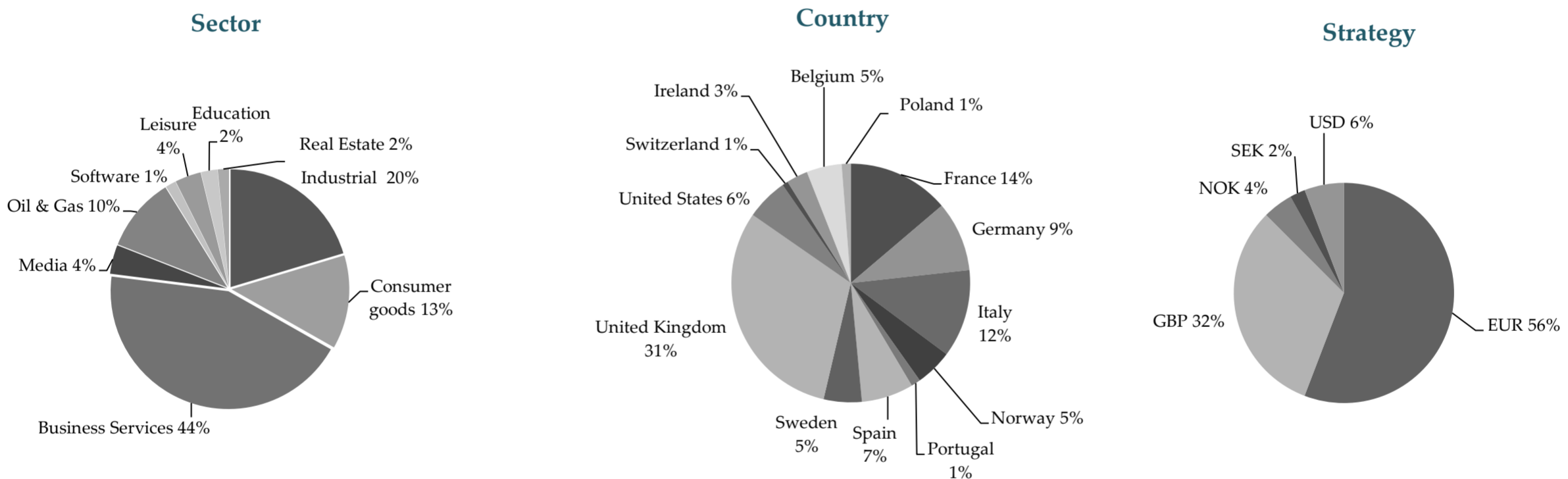
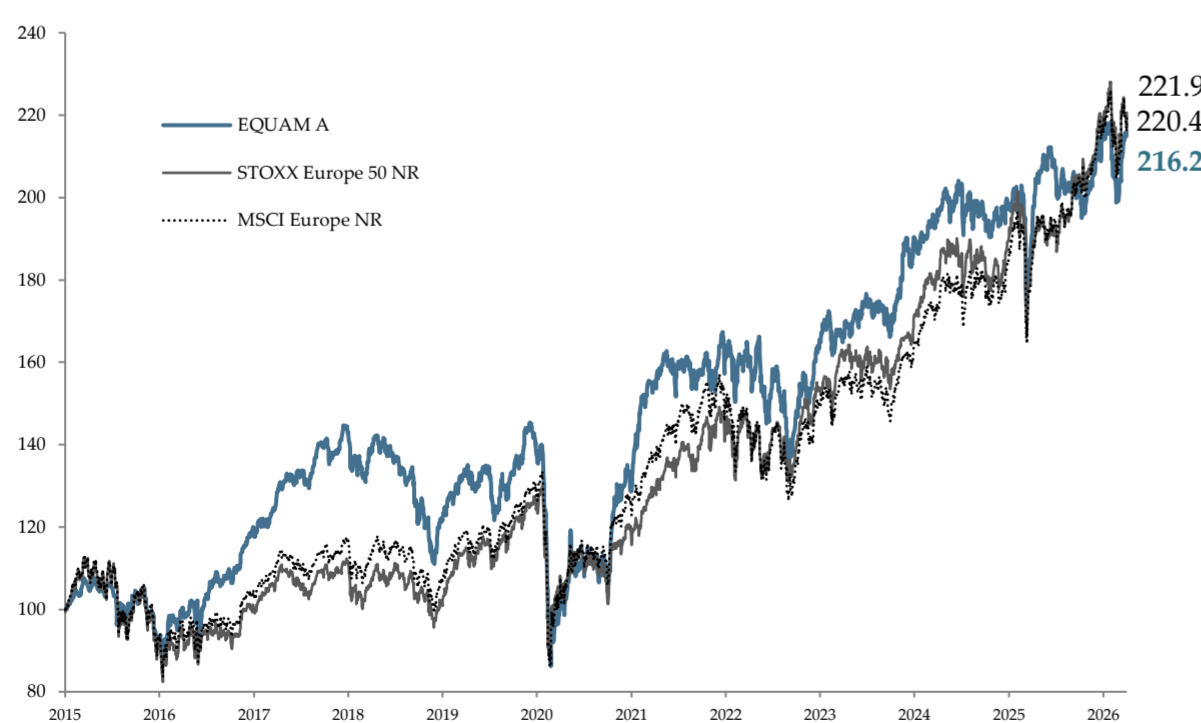
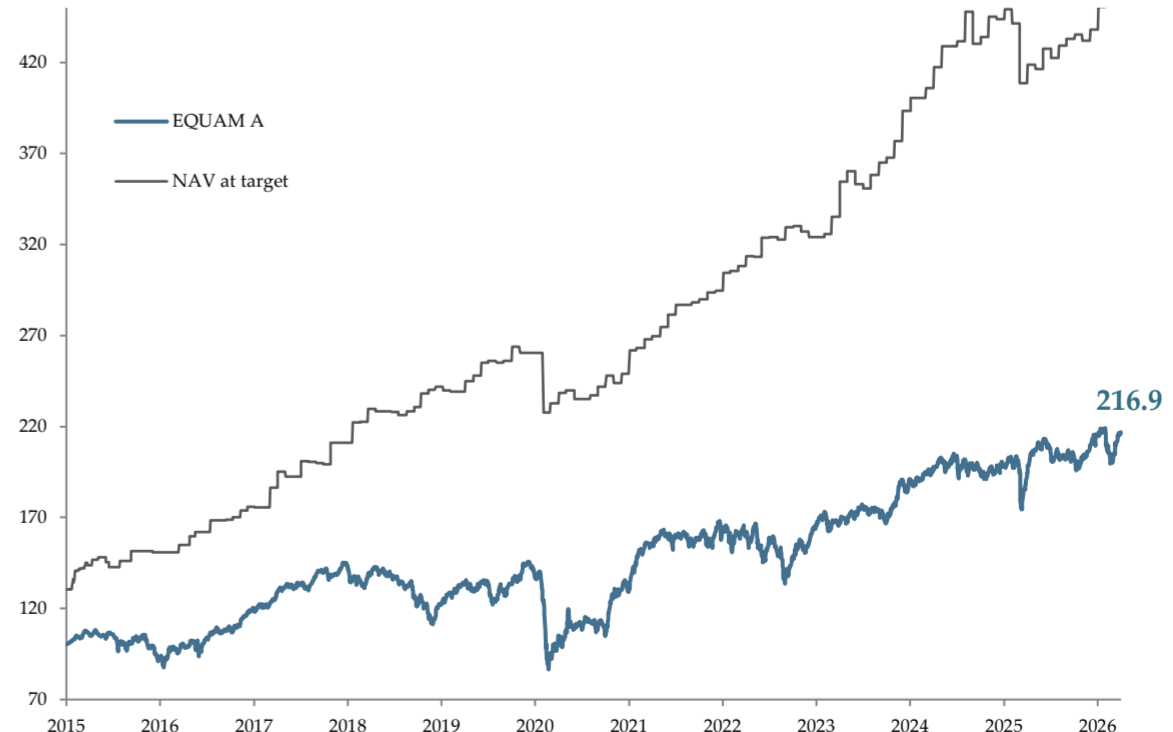
EQUAM Global Value is a Luxembourg - domiciled UCITS fund. EQUAM Capital is the registered financial advisor to the Fund, and is devoted exclusively to the research and analysis of potential investments for the Fund.


Main holdings & performance

Company	Weight	Fund upside potential	111%	Positions	43
		Performance vs indices	MSCI Europe	Stoxx 50	Equam vs
		EQUAM A	NR**	NR**	MSCI
RHI Magnesita NV	5.5%	1 month	7.3%	5.0%	2.1%
TGS ASA	4.3%	3 month	0.9%	0.9%	-0.2%
SeSa S.p.A.	4.3%	2026 YTD	3.6%	4.4%	-0.6%
Expro Group Holdings N.V.	4.0%	2025	6.6%	17.4%	-12.8%
Arnoldo Mondadori Editore S.p.A.	3.9%	2024	3.0%	8.2%	-5.6%
Edenred SA	3.9%	2023	22.7%	15.1%	6.9%
DCC Plc	3.6%	2022	-3.7%	-1.8%	5.8%
DFS Furniture PLC	3.6%	2021	23.6%	26.1%	-1.5%
Domino's Pizza Group plc	3.2%	2020	-10.4%	-6.3%	-7.1%
Inchcape plc	3.2%	2019	27.2%	27.4%	1.2%
Total Top 10	39.5%	2018	-19.2%	-10.2%	-8.6%
Total Equities	99.7%	2017	21.7%	9.2%	11.5%
Cash positions	0.3%	2016	17.0%	0.6%	14.4%
		2015	-1.1%	-0.3%	-2.0%
		Inception	116.2%	120.4%	-4.3%
		Inception annual	7.1%	7.3%	-0.2%

* Return since inception exclude initial 15 days in which the fund was not invested.

** NR indices assume dividend reinvestment after withholding tax.

Portfolio summary

NAV evolution and portfolio data
EQUAM Global Value Class A (Rebased to 100)

EQUAM Global Value Class A vs NAV at target valuation

Incometric Fund - Equam Global Value

Bloomberg (Class A)	EQUAMVA LX
ISIN Class A	LU0933684101
ISIN Class B	LU0933684283
ISIN Class C	LU1274584488
ISIN Class D	LU1274584991

Registered in Spain	CNMV number 587
Fees Class A	1% NAV + 8% profit
Fees Class B	1.85% NAV
Fees Class C	1% NAV (min 5MEUR)
Fees Class D	1.25% NAV (min 1 MEUR)

Fund Advisor	Equam Capital
Management Company	ADEPA Asset management
Custodian	Quintet
Transfer Agent	ADEPA Asset management

This document is for information purposes only and may not be relied upon by you in evaluating the merits of investing in the Fund. The purchase of interests in the Fund is suitable only for investors for whom an investment in the Fund does not constitute a complete investment program and who fully understand and are willing to assume the risks involved in the Fund's investment program. There are no assurances that the stated investment objectives of the Fund will be met. Investments in third party funds: There shall be duplication of management fees and other operating fund related expenses, each time the Fund invests in other UCIs and/or UCITS. The summary/prices/quotes/statistics in this document have been obtained from sources deemed to be reliable, but we do not guarantee their accuracy or completeness. Information contained herein is subject to change without notice. Past performance is not a guarantee of future results. This document is confidential and may not be reproduced or distributed without the prior written consent of Adepa Asset Management S.A.